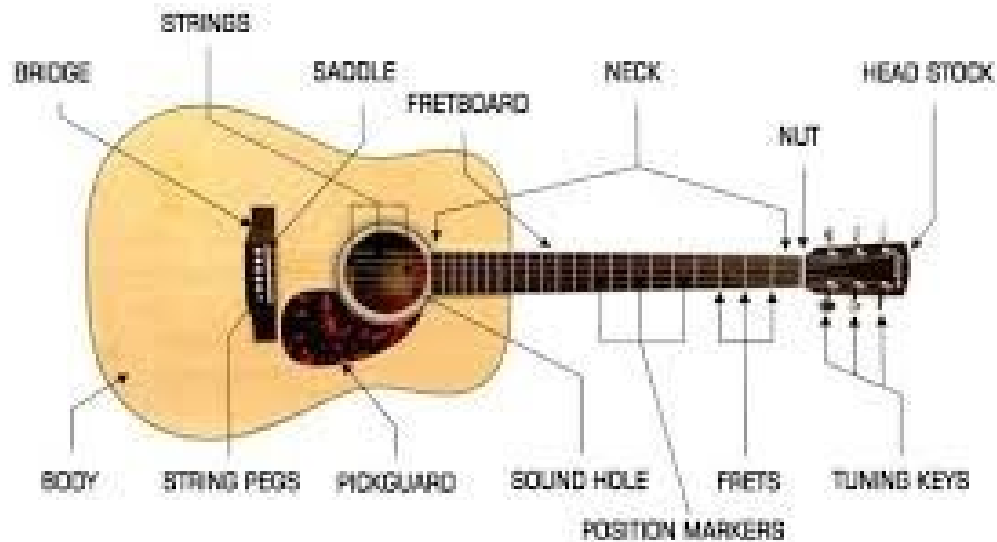


## Acoustic Guitar (Spanish Guitar)

An acoustic guitar is a fretted musical instrument that produces sound via vibrating strings above a hollow chamber in the guitar's body. The vibrations carry through the air and do not require electrical amplification

### Parts of Guitar



### How to count the Strings


We always count the strings from the bottom(floor) to the top(ceiling).



## Right-Hand Playing

We can play plectrum in two directions. When we play it downward direction its is called downstroke and when we play it in an upward direction it is called upstroke.

### Signs to show Downstroke and Upstroke




**Exercise 1. Play all the strings from 6-1 (Top to bottom) in downstroke slowly and gently. (10times)**

**Exercise 2. Play all the strings from 6-1 (Top to bottom) in Upstroke slowly and gently. (10times)**

## Alternative Picking

When we play both downstroke and upstroke, it's called alternative picking.



**Ex.3 Play all the strings from 6-1 (Top to bottom) alternative picking, slowly and gently. (10times)**

**Learning to hold a guitar pick is the secret to playing guitar fast.**

Let's learn how to hold a guitar pick.

**1) How To Hold A Guitar Pick | Do A Thumbs Up Sign**



**2) How To Hold A Guitar Pick | Place The Pick On Top of Your Fingers**

When you do this, make sure that:

- The pointy edge is facing towards you.



**3) How To Hold A Guitar Pick | Clamp Your Thumb On Top Of The Pick**

For the final step, place your thumb over the top of the pick.

Like this:



